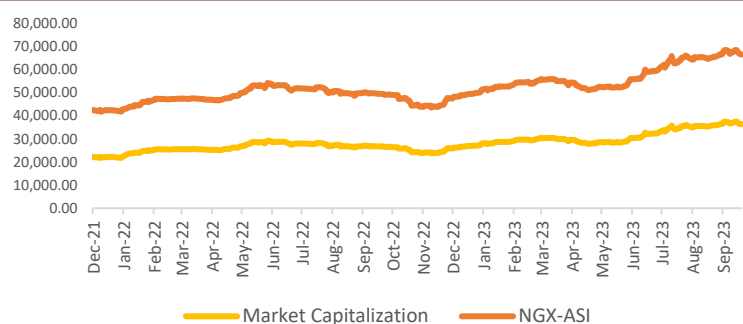


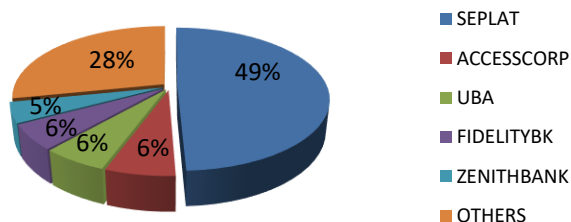


The Bears Resurface on Bargain Hunting as ASI declines by 0.17%; Bullish Outing for FGN Eurobonds....

The All-Share Index (ASI) nosedived by 0.17% on Tuesday to close at 66,984.62 points as equity investors continue their portfolio rebalancing and bargain hunting activities. Thus, there was profit taking in banking, consumer goods and insurance sectors. Resultantly, market capitalization declined by 0.17% to N36.8 trillion, largely influenced by bargain hunting activities from which equities investors lost approximately N64.12 billion during the session. Notably, several stocks such as JOHNHOLT (10.00%), PRESCO (9.54%), DAARCOMM (8.70%), DEAPCAP (7.41%), and JAIZBANK (6.25%) experienced significant price declines even as the exchange recorded more laggards (27) than gainers (13). In terms of sectoral performance, it was largely bearish as three out of five indexes closed negative. The Industrial Goods and Oil/Gas sectors closed flat, while the Banking, Insurance and Consumer Goods sectors closed southward by 1.11%, 0.71% and 0.11% respectively. On Tuesday, the level of market activity was varied as the total number of traded volumes fell by 4.18% to 257.4 million units, while the total trades for the day plummeted by 5.98% to 6,498 deals. Conversely traded value stood at N7.8 billion indicating an increase by 125.2%. at the end of the session, FIDELITYBK was the most traded security by volume at 53.39 million units valued at N442.89 million in 297 trades.



Today's biggest transactions by %age of total naira votes



MARKET STATISTICS	CLOSE	PREVIOUS	TODAY'S%	YTD %
All Share Index (ASI)	66,984.62	67,101.33	(0.17)	30.699
Deals	6,498	6,911	(5.98)	
Volume (millions)	257.42	268.66	(4.18)	
Value (₦ Millions)	7,799.93	3,463.66	125.19	
Market Cap (₦ billions)	36,801.34	36,865.46	(0.17)	31.833

SECTORED INDICES	CLOSE	PREVIOUS	TODAY'S % Δ
NGX BANKING	665.32	672.79	(1.11)
NGX INSURANCE	275.59	277.57	(0.71)
NGX CONSUMER GOODS	1,141.86	1,143.17	(0.11)
NGX OIL/GAS	917.27	917.27	0.00
NGX IND	2,732.07	2,732.07	0.00

Source: NGX, Cowry Research

TENOR	NIBOR as @ 10/10/2023	NIBOR as @ 09/10/2023	PPT
Overnight	1.3800	1.5000	-0.12
1 Month	10.5000	8.6700	1.83
3 Months	11.9400	10.4200	1.52
6 Months	13.0600	12.0000	1.06

Source: FMDQ

TENOR	NITTY as @ 10/10/2023	NITTY as @ 09/10/2023	PPT
1Month	3.0900	3.1600	-0.07
3 Months	4.4200	4.3200	0.10
6 Months	7.0500	6.5000	0.55
12 Months	10.9100	11.4100	-0.50

Source: FMDQ

Bond Name	Maturity (Years)	Bid Price	Daily Δ	Offeryield	Yield YTD PPT Δ
16.29% FGN MAR 2027	10	108.14	0.00	13.25%	-0.007
12.50% FGN MAR 2035	15	86.85	0.00	14.93%	0.014
16.25% FGN APR 2037	20	104.99	0.00	15.36%	0.007
12.98% FGN MAR 2050	30	82.32	0.00	15.83%	0.018

Source: FMDQ

EurobondName	Maturity (Years)	Bid Price	Daily Δ	Offer Yield	Yield YTD PPT Δ
6.50 NOV 28, 2027	10	81.80	0.80	12.24%	0.032
7.69% FEB 23, 2038	20	67.20	0.99	12.72%	0.002
7.62% NOV 28, 2047	30	63.70	0.92	12.38%	0.001

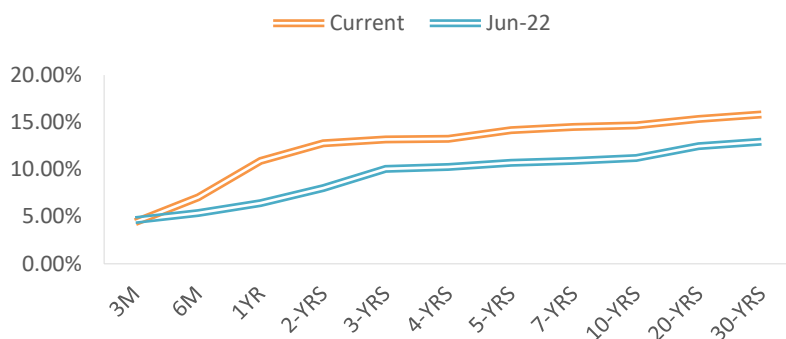
Source: FMDQ

IMPORTANT DISCLOSURES

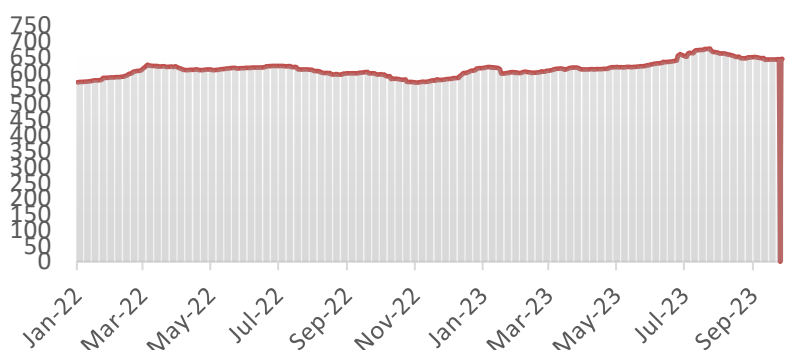
This report is produced by the Research Desk, Cowry Asset Management Limited (COWRY) as a guideline for Clients that intend to invest in securities on the basis of their own investment decision without relying completely on the information contained herein. The opinion contained herein is for information purposes only and does not constitute any offer or solicitation to enter into any trading transaction. While care has been taken in preparing this document, no responsibility or liability whatsoever is accepted by any member of COWRY for errors, omission of facts, and any direct or consequential loss arising from the use of this report or its contents.



NAIRA YIELD CURVE



S&P/FMDQ Nigeria Sovereign Bond Index (NGN)



USD/NGN Exchange Rate	10/10/2023	Previous	Daily %
I&E FX	₦765.83	₦773.54	1.00%
Parallel	₦1,010	₦1,004	0.60%

Major Currencies & Commodities	10/10/2023	Daily %	Yearly %
EURUSD	1.0603	0.36%	9.29%
GBPUSD	1.226	0.20%	11.83%
USDZAR	19.0693	-1.38%	4.88%
USDEGP	30.8931	0.14%	57.14%
Crude Oil, \$/bbl	85.277	-1.28%	-1.45%
Brent, \$/bbl	87.339	-0.92%	-5.55%
Natural Gas, \$/MMBtu	3.356	-0.58%	-51.66%
Coal, \$/T	141.35	2.06%	-63.43%
Gold, \$/t.oz	1857.79	-0.17%	11.50%
Wheat, \$/Bu	559.66	-2.28%	-37.90%
Palm Oil, MYR/T	3565	-1.11%	-3.44%
Cocoa, \$/T	3455	0.58%	47.25%

Money Market

In the money market, NIBOR rates moved largely upward across all maturity gauges, despite the overnight NIBOR retreating by 0.12% points to reach 1.38%. This southward movement in the Overnight comes as the level of system liquidity eased while funding rate rises. However, key money market rates such as the open repo rate (OPR) and overnight lending rate (OVN), faltered to 0.93% and 1.58% respectively.

Meanwhile, the Nigerian Interbank Treasury Bills True Yield (NITTY) closed in the mix on Tuesday across all tenors as the 1-month and 12-month NITTY which traded lower. However, the 3-month, and 6-month NITTY advanced by 10bps and 55bps respectively. However, the average secondary market yield on Nigerian Treasury Bills cleared lower by 11 basis points due to bullish sentiment in the APR-24 bill.

Bond Market

In the secondary market for FGN Bonds, the value of the plain vanilla closed flat for most maturities while there was a slight bullish movement in the MAR-24 and FEB-28 maturities as the average yields closed in the bullish region by 4bp.

In Nigeria's Eurobonds market, the positive sentiment continued on Tuesday across all maturities and was characterized by the appreciations in the value of the Sovereign FGN paper. Meanwhile, the average secondary market yield closed bullish by 18bps primarily driven by buying interest across all instruments.

Foreign Exchange Market

In the foreign exchange market, the Naira appreciated by 1.00% at the I&E (Investors and Exporters) window, closing at ₦765.83 to the dollar even as demand pressure eased while investors continue to repatriate funds. In the parallel market, the Naira traded weak and closing at ₦1,010 against the US dollar.

Global Commodity Market

At 3:30 p.m. GMT+1, Crude oil price hovers around \$85 per barrel as uncertainty looms following the faceoff between Palestine and Israel. Thus, the WTI stayed above \$85 at \$85.27 per barrel while the Brent Crude trades at \$87.34 per barrel.

Source: FMDQ, Trading Economics, OilPrice.com, S&P Dow Jones, Cowry Research

IMPORTANT DISCLOSURES

This report is produced by the Research Desk, Cowry Asset Management Limited (COWRY) as a guideline for Clients that intend to invest in securities on the basis of their own investment decision without relying completely on the information contained herein. The opinion contained herein is for information purposes only and does not constitute any offer or solicitation to enter into any trading transaction. While care has been taken in preparing this document, no responsibility or liability whatsoever is accepted by any member of COWRY for errors, omission of facts, and any direct or consequential loss arising from the use of this report or its contents.



Cowry Daily Market Insight 10 October 2023

Corporate Bond Issuer	Description	Issue Date	Maturity Date	Coupon (%)	Yield (%)	Daily Δ
STERLING INV. MGT. PLC	16.50 STERLING INV. 3-AUG-2023	03-Aug-16	03-Aug-23	16.50	4.61	0.00
MIXTA REAL ESTATE PLC	16.50 MIXTA IIA 12-OCT-2023	12-Oct-18	12-Oct-23	16.50	10.31	0.00
MIXTA REAL ESTATE PLC	17.75 MIXTA IIB 12-OCT-2023	12-Oct-18	12-Oct-23	17.75	4.75	0.00
FLOUR MILLS OF NIGERIA PLC	16.00 FLOURMILLS II 30-OCT-2023	01-Nov-18	30-Oct-23	16.00	4.46	0.00
STANBIC IBTC	15.75 STANBIC I 5-DEC-2023	17-Dec-18	05-Dec-23	15.75	4.81	0.00
FCMB LIMITED	17.25 FCMB III 8-DEC-2023	09-Dec-16	08-Dec-23	17.25	9.08	-0.74
DANGOTE CEMENT PLC	11.25 DANGCEM IA 30-MAY-2024	26-May-21	30-May-24	11.25	16.52	-0.01
FLOUR MILLS OF NIGERIA PLC	11.10 FLOURMILLS IIIB 27-FEB-2025	27-Feb-20	27-Feb-25	11.10	13.96	-0.01
LAPO MFB SPV PLC	13.00 LAPO MFB II 30-MAR-2025	30-Mar-20	30-Mar-25	13.00	15.67	0.00
DANGOTE CEMENT PLC	12.50 DANGCEM I 30-APR-2025	24-Apr-20	30-Apr-25	12.50	13.12	-0.21
UNITED CAPITAL PLC	12.50 UNICAP I 28-MAY-2025	28-May-20	28-May-25	12.50	15.06	0.00
PARTHIAN PARTNERS FUNDING SPV PLC	13.50 PAPF SPV I 27-Jul-2025	27-Jul-22	27-Jul-25	13.50	14.41	0.00
UNION BANK OF NIGERIA PLC	15.75 UNION II 3-SEP-2025	07-Sep-18	03-Sep-25	15.75	16.77	0.00
STERLING INV. MGT. PLC	16.25 STERLING INV. II 6-OCT-2025	05-Oct-18	06-Oct-25	16.25	16.83	0.00
WEMA FUNDING SPV PLC	16.50 WEMA FUNDING SPV II 12-OCT-2025	12-Oct-18	12-Oct-25	16.50	15.48	0.00
CORONATION MB FUNDING SPV PLC	6.25 CORO MB SPV I 30-NOV-2025	30-Nov-20	30-Nov-25	6.25	14.10	0.00
FLOUR MILLS OF NIGERIA PLC	5.50 FLOURMILLS IV A 15-DEC-2025	14-Dec-20	15-Dec-25	5.50	13.01	-0.01
CARDINALSTONE FINANCING SPV PLC	7.00 CARDINAL SPV I 30-DEC-2025	30-Dec-20	30-Dec-25	7.00	14.15	0.00
FSDH FUNDING SPV PLC	8.50 FSDH SPV PLC IA 16-FEB-2026	16-Feb-21	16-Feb-26	8.50	14.15	0.00
FSDH FUNDING SPV PLC	8.00 FSDH SPV PLC IB 16-FEB-2026	16-Feb-21	16-Feb-26	8.00	15.77	0.00
MECURE INDUSTRIES FUNDING SPV PLC	13.00 MECURE SPV PLC I 31-MAR-2026	31-Mar-21	31-Mar-26	13.00	14.51	0.00
DANGOTE CEMENT PLC	12.50 DANGCEM IB 30-MAY-2026	26-May-21	30-May-26	12.50	14.20	0.00
ACCESS BANK PLC	15.50 ACCESS BANK 23-JUL-2026	23-Jul-19	23-Jul-26	15.50	15.99	0.00
MTN NIGERIA COMMUNICATIONS PLC	13.50 MTNN IA 30-SEP-2026	30-Sep-22	30-Sep-26	13.50	14.22	0.00
SUNDRY FOODS FUNDING SPV PLC	13.50 SUNDRY SPV PLC I 15-DEC-2026	15-Dec-21	15-Dec-26	13.50	14.23	0.00
EAT & GO FINANCE SPV PLC	14.25 EAT & GO FINANCE SPV 17-DEC-2026	17-Dec-19	17-Dec-26	14.25	15.63	0.00
DANGOTE CEMENT PLC	11.85 DANGCEM IIA 30-APR-2027	27-Apr-22	30-Apr-27	11.85	14.41	0.00
AXXELA FUNDING 1 PLC	14.30 AXXELA I 20-MAY-2027	20-May-20	20-May-27	14.30	15.82	0.00
ACCELEREX SPV PLC	14.00 ACSP I 15-JUN-2027	15-Jun-22	15-Jun-27	14.00	16.48	0.00
NOVAMBL INVESTMENTS SPV PLC	12.00 NOVAMBL SPV I 23-JUL-2027	23-Jul-20	23-Jul-27	12.00	17.60	0.00
UNICAP	15.00 UNICAP II 14-SEP-2027	14-Sep-22	14-Sep-27	15.00	15.74	0.00
*NMRC	7.20 NMRC III 2-NOV-2027	02-Nov-20	02-Nov-27	7.20	16.59	0.00
VIATHAN FUNDING PLC	16.00 VIATHAN (GTD) 14-DEC-2027	15-Dec-17	14-Dec-27	16.00	14.17	0.00

www.cowryasset.com

IMPORTANT DISCLOSURES

This report is produced by the Research Desk, Cowry Asset Management Limited (COWRY) as a guideline for Clients that intend to invest in securities on the basis of their own investment decision without relying completely on the information contained herein. The opinion contained herein is for information purposes only and does not constitute any offer or solicitation to enter into any trading transaction. While care has been taken in preparing this document, no responsibility or liability whatsoever is accepted by any member of COWRY for errors, omission of facts, and any direct or consequential loss arising from the use of this report or its contents.



Cowry Daily Market Insight 10 October 2023

Corporate Bond Issuer	Description	Issue Date	Maturity Date	Coupon (%)	Yield (%)	Daily Δ
FLOUR MILLS OF NIGERIA PLC	6.25 FLOURMILLS IV B 14-DEC-2027	14-Dec-20	14-Dec-27	6.25	15.62	-0.01
BUA CEMENT PLC	7.50 BUACEM I 30-DEC-2027	30-Dec-20	30-Dec-27	7.50	14.18	0.00
MTN NIGERIA COMMUNICATIONS PLC	13.00 MTN COM PLC I 5-MAY-2028	05-May-21	05-May-28	13.00	14.25	0.00
NIGER DELTA EXPLORATION & PRODUCTION PLC	17.00 NDEP I 13-JAN-2028	13-Jan-23	13-Jan-28	17.00	14.89	0.00
DANGOTE CEMENT PLC	13.50 DANGCEM IC 30-MAY-2028	26-May-21	30-May-28	13.50	15.25	0.00
C&I LEASING PLC	15.50 C&I LEASING II 3-JUN-2028	03-Jun-21	03-Jun-28	15.50	15.84	0.00
CERPAC RECEIVABLES FUNDING SPV PLC	14.50 CERPAC-SPV III 15-JUL-2028	10-Sep-21	15-Jul-28	14.50	16.55	0.00
ARDOVA PLC	13.30 ARDOVA PLC IA 12-NOV-2028	12-Nov-21	12-Nov-28	13.30	14.71	0.00
EAT & GO FINANCE SPV PLC	13.25 EAT & GO FINANCE SPV 8-MAR-2029	08-Mar-22	08-Mar-29	13.25	16.43	0.00
PRESCO PLC	12.85 PRESCO PLC 5-APR-2029	05-Apr-22	05-Apr-29	12.85	15.48	0.00
DANGOTE CEMENT PLC	12.35 DANGCEM IIB 30-APR-2029	27-Apr-22	30-Apr-29	12.35	15.62	0.00
UNION BANK OF NIGERIA PLC	16.20 UNION III 27-JUN-2029	27-Jun-19	27-Jun-29	16.20	17.87	0.00
DANGOTE INDUSTRIES FUNDING PLC	12.75 DANGIFP IA 19-JUL-2029	19-Jul-22	19-Jul-29	12.75	16.38	0.00
GEREGU POWER PLC	14.50 GERP I 28-JUL-2029	28-Jul-22	28-Jul-29	14.50	16.29	0.00
*NMRC	14.90 NMRC I 29-JUL-2030	29-Jul-15	29-Jul-30	14.90	14.86	0.00
TSL SPV PLC	10.00 TSL SPV I (GTD) 6-OCT-2030	06-Oct-20	06-Oct-30	10.00	15.96	0.00
FBNQ MB FUNDING SPV PLC	6.25 FBNQ MB SPV II 16-DEC-2030	16-Dec-20	16-Dec-30	6.25	15.75	0.00
FIDELITY BANK PLC	8.50 FIDELITY I 7-JAN-2031	07-Jan-21	07-Jan-31	8.50	15.76	0.00
PRIMERO BRT SECURITISATION SPV PLC	17.00 PRIMERO BRT-SPV 27-OCT-2031	24-May-19	27-Oct-31	17.00	17.63	0.00
MTN NIGERIA COMMUNICATIONS PLC	12.75 MTN COM PLC II 4-NOV-2031	04-Nov-21	04-Nov-31	12.75	15.74	0.00
ARDOVA PLC	13.65 ARDOVA PLC IB 12-NOV-2031	12-Nov-21	12-Nov-31	13.65	15.61	0.00
GPC-SPV COMPANY PLC	13.00 GPC SPV PLC (GTD) 23-NOV-2031	23-Nov-21	23-Nov-31	13.00	15.36	0.00
PAT DIGITAL INFRA FUND SPV PLC	13.25 PAT SPV PLC (GTD) 2-FEB-2032	02-Feb-22	02-Feb-32	13.25	15.69	0.00
DANGOTE CEMENT PLC	13.00 DANGCEM IIC 30-APR-2032	27-Apr-22	30-Apr-32	13.00	16.46	0.00
DANGOTE CEMENT PLC	13.00 DANGCEM IIC 30-APR-2032	19-Jul-22	19-Jul-32	13.50	16.65	0.00
MTN NIGERIA COMMUNICATIONS PLC	14.50 MTNN IB 30-SEP-2032	30-Sep-22	30-Sep-32	14.50	15.92	0.00
DANGOTE INDUSTRIES FUNDING PLC	13.50 DANGIFP IB 19-JUL-2032	19-Jul-22	19-Jul-32	16.75	16.91	0.00
*NMRC	13.80 NMRC II 15-MAR-2033	21-May-18	15-Mar-33	13.80	15.56	0.00
GEL UTILITY FUNDING SPV PLC	15.15 GEL UTILITY-SPV (GTD) 28-AUG-2034	28-Aug-19	28-Aug-34	15.15	16.29	0.00
LFZC FUNDING SPV PLC	13.25 LFZC II 16-MAR-2042	10-May-22	16-Mar-42	13.25	16.35	0.00
FCMB GROUP PLC	16.00 FCMB I (PERP)	16-Feb-23	-	16.00	16.26	-0.01
LFZC FUNDING SPV PLC	15.25 LFZC III 29-MAR-2043	29-Mar-23	29-Mar-43	19.76	16.42	0.00

www.cowryasset.com

IMPORTANT DISCLOSURES

This report is produced by the Research Desk, Cowry Asset Management Limited (COWRY) as a guideline for Clients that intend to invest in securities on the basis of their own investment decision without relying completely on the information contained herein. The opinion contained herein is for information purposes only and does not constitute any offer or solicitation to enter into any trading transaction. While care has been taken in preparing this document, no responsibility or liability whatsoever is accepted by any member of COWRY for errors, omission of facts, and any direct or consequential loss arising from the use of this report or its contents.